



Florissant, MO

West End

Central West End

HSSU

Tower Grove South

East Saint Louis, IL

WashU

Kirkwood, MO

Florissant, MO



West End



Central West End



Tower Grove South



Kirkwood, MO



East Saint Louis, IL




POPULATION




GENDER




RACE




EDUCATION



ECONOMICS



HOUSING



Florissant, MO



West End



Central West End



Tower Grove South



Kirkwood, MO



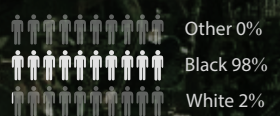
POPULATION




GENDER




RACE



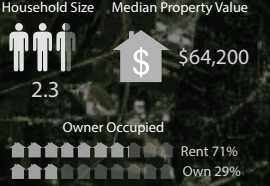
EDUCATION



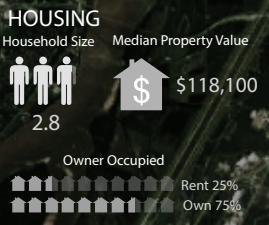
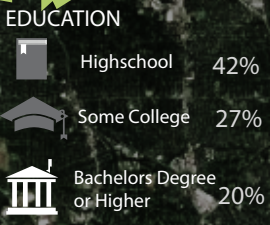

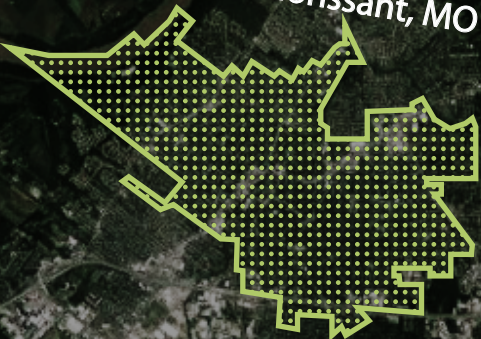
ECONOMICS



HOUSING



Florissant, MO



West End



Central West End



Tower Grove South



Kirkwood, MO



East Saint Louis, IL



Florissant, MO

City Center Florissant

POPULATION



3,142

GENDER



1765



1377

RACE



Other 6%

Black 3%

White 91%

EDUCATION



Highschool 29%



Some College 32%



Bachelors Degree or Higher 22%

ECONOMICS

Household Income



\$47,096

Poverty Level



HOUSING

Household Size



2.3

Median Property Value



\$118,100

Owner Occupied



Rent 9%

Own 91%

West End



Central West End



Tower Grove South



Kirkwood, MO



East Saint Louis, IL




Florissant, MO



West End
Central West End

Tower Grove South



Kirkwood, MO



POPULATION



13,771

GENDER



6,617

7,171

RACE



Other 18%

Black 29%

White 53%

EDUCATION



Highschool 39%

Some College 21%

Bachelors Degree or Higher 40%

ECONOMICS

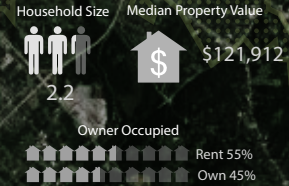


Household Income

\$35,175

Poverty Level 28%

HOUSING



Household Size

2.2

Median Property Value

\$121,912

Owner Occupied

Rent 55%

Own 45%

East Saint Louis, IL

Florissant, MO



West End



Central West End



Kirkwood, MO



POPULATION



15,565

GENDER



7,838



7,748

RACE



Other 18%



Black 26%



White 54%

EDUCATION



Highschool 27%



Some College 17%



Bachelors Degree or Higher 56%

ECONOMICS

Household Income



\$34,991

Poverty Level 29%



HOUSING

Household Size



2.2

Median Property Value



\$92,635

Owner Occupied



Rent 55%



Own 45%

East Saint Louis, IL

Florissant, MO



West End



POPULATION



7,713

GENDER



4,226

3,477

RACE



Other 27%

Black 72%

White 1%

EDUCATION



Highschool 46%



Some College 28%



Associates Degree or Higher 26%

ECONOMICS

Household Income



\$30,521

Poverty Level 32%



HOUSING

Household Size



2.5

Median Property Value



\$167,007

Owner Occupied



Rent 70%

Own 30%

Kirkwood, MO



East Saint Louis, IL

Florissant, MO



West End



Central West End

Tower Grove South



East Saint Louis, IL



Kirkwood, MO



POPULATION




GENDER



RACE




EDUCATION



ECONOMICS



HOUSING



Florissant, MO



West End



Central West End

East Saint Louis, IL



Kirkwood, MO



POPULATION



1,121

GENDER



540



581

RACE



Other 13%

Black 59%

White 28%

EDUCATION



Highschool 78%



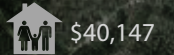
Some College 51%



Bachelors Degree or Higher 37%

ECONOMICS

Household Income



Poverty Level 33%

HOUSING

Household Size



Median Property Value

